


Student Name: _____

Due Date: **Friday, February 28**

Date	Assignments (See Detailed Directions in the Homework Folder) <i>Check off as completed. Sign the Parent Signature Box. Return the Homework Calendar, attached writing pages, and printable math games (if using) on the Due Date above via student's RED DAILY FOLDER. Note: Students who are now in Lexia Level 10 should omit Lexia at home; use the Alternate Book Reading.</i>	Parent Signature
Monday Week of... 2/3/20	<input type="checkbox"/> 3-S Sort (Record Time) ____ min.: ____ sec. <input type="checkbox"/> Weekly Poem (Echo Read, Choral Read; 5 min.) <input type="checkbox"/> Reading (20 min.) - Book Title: _____	_____
Tuesday	<input type="checkbox"/> 3-S Sort (Record Time) ____ min.: ____ sec. <input type="checkbox"/> Weekly Poem (Echo Read, Choral Read; 5 min.) <input type="checkbox"/> Lexia (20 min.) <i>Alt. Reading - Book Title:</i> _____	_____
Wednesday	<input type="checkbox"/> 3-S Sort (Record Time) ____ min.: ____ sec. <input type="checkbox"/> Weekly Poem (Choral Read, SeeSaw Read; 5 min.) <input type="checkbox"/> Reading (20 min.) - Book Title: _____	_____
Thursday	<input type="checkbox"/> 3-S Sort (Record Time) ____ min.: ____ sec. <i>Discard words when finished</i> <input type="checkbox"/> Weekly Poem (I Read, You Read; 5 min.) <input type="checkbox"/> iReady (20 min.) <i>Alt: Use 1 of the attached printed math games each week</i>	_____
Weekend	<input type="checkbox"/> Weekly Prep: Cut out new word cards, place them in the envelope. Glue the poem on the next blank page in your Homework Folder. <input type="checkbox"/> Play one of the Sight Word Games Provided quarterly <i>Finish iReady, Lexia, or Reading that you missed during the week and check it off.</i>	_____
Monday Week of... 2/10/20	<input type="checkbox"/> 3-S Sort (Record Time) ____ min.: ____ sec. <input type="checkbox"/> Weekly Poem (Echo Read, Choral Read; 5 min.) <input type="checkbox"/> Reading (20 min.) - Book Title: _____	_____
Tuesday	<input type="checkbox"/> 3-S Sort (Record Time) ____ min.: ____ sec. <input type="checkbox"/> Weekly Poem (Echo Read, Choral Read; 5 min.) <input type="checkbox"/> Lexia (20 min.) <i>Alt. Reading - Book Title:</i> _____	_____
Wednesday	<input type="checkbox"/> 3-S Sort (Record Time) ____ min.: ____ sec. <input type="checkbox"/> Weekly Poem (Choral Read, SeeSaw Read; 5 min.) <input type="checkbox"/> Reading (20 min.) - Book Title: _____	_____
Thursday	<input type="checkbox"/> 3-S Sort (Record Time) ____ min.: ____ sec. <i>Discard words when finished</i> <input type="checkbox"/> Weekly Poem (I Read, You Read; 5 min.) <input type="checkbox"/> iReady (20 min.) <i>Alt: Use 1 of the attached printed math games each week</i>	_____
Weekend	<input type="checkbox"/> Weekly Prep: Cut out new word cards, place them in the envelope. Glue the poem on the next blank page in your Homework Folder. <input type="checkbox"/> Play one of the Sight Word Games Provided quarterly <i>Finish iReady, Lexia, or Reading that you missed during the week and check it off.</i>	_____

Monday Week of... 2/17/20	<input type="checkbox"/> 3-S Sort (Record Time) ____ min.: ____ sec. <input type="checkbox"/> Weekly Poem (Echo Read, Choral Read; 5 min.) <input type="checkbox"/> Reading (20 min.) - Book Title: _____	_____
Tuesday	<input type="checkbox"/> 3-S Sort (Record Time) ____ min.: ____ sec. <input type="checkbox"/> Weekly Poem (Echo Read, Choral Read; 5 min.) <input type="checkbox"/> Lexia (20 min.) <i>Alt. Reading - Book Title:</i> _____	_____
Wednesday	<input type="checkbox"/> 3-S Sort (Record Time) ____ min.: ____ sec. <input type="checkbox"/> Weekly Poem (Choral Read, SeeSaw Read; 5 min.) <input type="checkbox"/> Reading (20 min.) - Book Title: _____	_____
Thursday	<input type="checkbox"/> 3-S Sort (Record Time) ____ min.: ____ sec. <i>Discard words when finished</i> <input type="checkbox"/> Weekly Poem (I Read, You Read; 5 min.) <input type="checkbox"/> iReady (20 min.) <i>Alt: Use 1 of the attached printed math games each week</i>	_____
Weekend	<input type="checkbox"/> Weekly Prep: Cut out new word cards, place them in the envelope. Glue the poem on the next blank page in your Homework Folder. <input type="checkbox"/> Play one of the Sight Word Games Provided quarterly <i>Finish iReady, Lexia, or Reading that you missed during the week and check it off.</i>	_____
Monday Week of... 2/24/20	<input type="checkbox"/> 3-S Sort (Record Time) ____ min.: ____ sec. <input type="checkbox"/> Weekly Poem (Echo Read, Choral Read; 5 min.) <input type="checkbox"/> Reading (20 min.) - Book Title: _____	_____
Tuesday	<input type="checkbox"/> 3-S Sort (Record Time) ____ min.: ____ sec. <input type="checkbox"/> Weekly Poem (Echo Read, Choral Read; 5 min.) <input type="checkbox"/> Lexia (20 min.) <i>Alt. Reading - Book Title:</i> _____	_____
Wednesday	<input type="checkbox"/> 3-S Sort (Record Time) ____ min.: ____ sec. <input type="checkbox"/> Weekly Poem (Choral Read, SeeSaw Read; 5 min.) <input type="checkbox"/> Reading (20 min.) - Book Title: _____	_____
Thursday	<input type="checkbox"/> 3-S Sort (Record Time) ____ min.: ____ sec. <i>Discard words when finished</i> <input type="checkbox"/> Weekly Poem (I Read, You Read; 5 min.) <input type="checkbox"/> iReady (20 min.) <i>Alt: Use 1 of the attached printed math games each week</i>	_____
Weekend	Weekly Prep: Cut out new word cards, place them in the envelope. Glue the poem on the next blank page in your Homework Folder. <p style="text-align: center;">Do Weekend Prep as usual... turn Homework Log in on Friday.</p>	

Valentine's Day - 2 More or Less



Need: crayons or colored pencils in 2 different colors

Each player uses a different colored pencil. Players take turns to choose a number on the board and find a number that is 2 more or 2 less than this number. The player then colors both numbers. When no more pairs can be colored the winner is the player with the longest run in their color.

Game 1

26	31	12	6	32
7				19
15				16
5				24
25				21
28				8
29				14
10				11
9				17
13	30	4	27	

Game 2

39	28	46	34	43
24				23
49				30
31				38
21				27
37				50
42				36
25				48
45				44
29	47	35	22	

Valentine's Pairs - Add to 14

Color any two adjoining numbers that add to 14.

a game for 2 players Need: crayons

Players take turns to color 2 adjoining numbers that add to 14. The numbers must be in squares that are beside each other or one above the other. For example, on a turn a player could color 7 and 7. The last player who can color a pair that add to 14, is the winner.



Game 1						Game 2					
6	9	13	1	2	6	12	7	7	6	5	10
7	7	5	3	12	2	2	5	4	8	6	4
4	10	3	11	5	12	6	9	5	1	8	6
6	8	11	13	7	7	8	6	9	13	1	2
9	1	13	1	13	1	9	7	7	5	3	12
4	10	4	3	5	6	5	4	10	3	11	7
12	2	10	5	9	8	11	3	8	11	12	7
11	7	8	9	8	6	5	9	1	13	2	13
3	7	9	5	10	4	8	6	13	2	12	1



Be My Valentine - Pick Three Addition

a game for 2 players Need: crayons

Players take turns to search the Valentine for 2 numbers that will add to a third number. The player then colors all 3 numbers, e.g. on a turn a player could cover 5, 6 and 11. The last player that can cover a set of 3 numbers is the winner.




Valentine's Day Roll 2 and Add 5



a game for 2 players



Need: 2 dice, crayons

Each player chooses a heart for the game. Take turns to roll the 2 dice and add them together. The player then adds 5 to the total and colors this number on their heart. The winner is the first player to color each number on their heart.





Game

1




Game

2




SIGHT WORD CHECKERS

Fry Words:



there		use		an		each	
there		use		an		each	
	other		out		many		about
	other		out		many		about
which		she		do		how	
which		she		do		how	
	their		if		them		there
	their		if		them		there
out		these		will		up	
out		these		will		up	
	other		out		about		many
	other		out		about		many
which		each		these		use	
which		each		these		use	
	then		so		them		how
	then		so		them		how




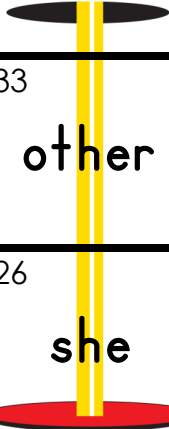




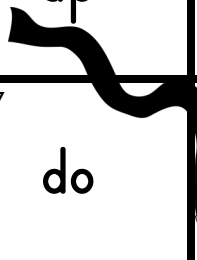
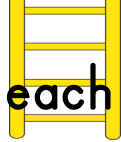
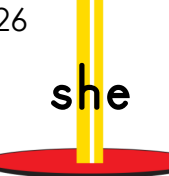















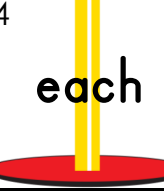
Chutes and Ladders

Fry's First 100 Words

Game Board 3

Words 41–60



36 many 	37 then	38 them 	39 these	40 so 	END! 
35 out 	34 about	33 other 	32 up 	31 will	30 if
24 each 	25 which	26 she 	27 do 	28 how 	29 their 
23 an	22 use 	21 there	20 so	19 these 	18 them 
12 up 	13 other	14 about 	15 out	16 many 	17 then 
11 will 	10 if	9 their 	8 how	7 do 	6 she
START 	1 there	2 use 	3 an	4 each 	5 which

Materials Needed: 1 Die, Game Markers for 2-4 Players. **Directions:** Players take turns rolling a die. The player moves their marker that many spaces and reads the word they land on. If the word is read correctly, the player stays on that space. If the word is not read correctly, the player moves back to their previous space. The player climbs up if they land on a ladder and slides down if they land on a pole or hose. The first one to the end wins!



CONNECT 4 PHRASES



First 100: Phrases 41-60

there was an	use your pencil	an old dog	each of us	which one of
she said to	do your best	how are you	from their home	if I were
will they go	up and down	the other day	learn more about	I ran out
many of us	then we will	we saw them	what are these	so much fun
each of us	how are you	will they go	up and down	many of us

Materials Needed: Red and yellow counting chips (1 color for each player), 1 die. **Directions:** Roll a die to see who goes first. Players take turns choosing a phrase to read aloud. If the phrase is read correctly, the player places their counter on that phrase. If the phrase is not read correctly, the player loses the turn. The first player to have four markers in a row (across, up and down, or diagonally) wins!