


Student Name: _____

Due Date: Friday, Sept. 27

Date	Assignments (See Detailed Directions in the Homework Folder) <i>Check off as completed. Sign the Parent Signature Box. Return the Homework Calendar, attached writing pages, and printable math games (if using) on the Due Date above via student's GREEN DAILY FOLDER.</i>	Parent Signature
Monday Week of... 9/2/19	<input type="checkbox"/> Weekly Prep: Glue this week's poem on the next blank page. Cut out word sorts (<i>this will usually be done on the weekend with new words and poem that come home on Friday</i>) <input type="checkbox"/> 3-S Sort (Record Time) _____ min.: _____ sec. <input type="checkbox"/> Weekly Poem (Choral Read 2X; 5 min.) <input type="checkbox"/> Reading (20 min.) - Book Title: _____	_____
Tuesday	<input type="checkbox"/> 3-S Sort (Record Time) _____ min.: _____ sec. <input type="checkbox"/> Weekly Poem (Choral Read, Echo Read; 5 min.) <input type="checkbox"/> Lexia (20 min.) <i>Alt. Reading - Book Title:</i> _____	_____
Wednesday	<input type="checkbox"/> 3-S Sort (Record Time) _____ min.: _____ sec. <input type="checkbox"/> Weekly Poem (Choral Read, SeeSaw Read; 5 min.) <input type="checkbox"/> Reading (20 min.) - Book Title: _____	_____
Thursday	<input type="checkbox"/> 3-S Sort (Record Time) _____ min.: _____ sec. <i>Discard words when finished</i> <input type="checkbox"/> Weekly Poem (I Read, You Read; 5 min.) <input type="checkbox"/> iReady (20 min.) <i>Alt: Use 1 of the attached printed math games each week</i>	_____
Weekend	<input type="checkbox"/> Weekly Prep: Cut out new word cards, place them in the envelope. Glue the poem on the next blank page in your Homework Folder. <input type="checkbox"/> Play one of the Sight Word Games Provided quarterly <i>Finish iReady, Lexia, or Reading that you missed during the week and check it off.</i>	_____
Monday Week of... 9/9/19	<input type="checkbox"/> 3-S Sort (Record Time) _____ min.: _____ sec. <input type="checkbox"/> Weekly Poem (Choral Read 2X; 5 min.) <input type="checkbox"/> Reading (20 min.) - Book Title: _____	_____
Tuesday	<input type="checkbox"/> 3-S Sort (Record Time) _____ min.: _____ sec. <input type="checkbox"/> Weekly Poem (Choral Read, Echo Read; 5 min.) <input type="checkbox"/> Lexia (20 min.) <i>Alt. Reading - Book Title:</i> _____	_____
Wednesday	<input type="checkbox"/> 3-S Sort (Record Time) _____ min.: _____ sec. <input type="checkbox"/> Weekly Poem (Choral Read, SeeSaw Read; 5 min.) <input type="checkbox"/> Reading (20 min.) - Book Title: _____	_____
Thursday	<input type="checkbox"/> 3-S Sort (Record Time) _____ min.: _____ sec. <i>Discard words when finished</i> <input type="checkbox"/> Weekly Poem (I Read, You Read; 5 min.) <input type="checkbox"/> iReady (20 min.) <i>Alt: Use 1 of the attached printed math games each week</i>	_____
Weekend	<input type="checkbox"/> Weekly Prep: Cut out new word cards, place them in the envelope. Glue the poem on the next blank page in your Homework Folder. <input type="checkbox"/> Play one of the Sight Word Games Provided quarterly <i>Finish iReady, Lexia, or Reading that you missed during the week and check it off.</i>	_____

Date	Assignments (See Detailed Directions in the Homework Folder) <i>Check off as completed. Sign the Parent Signature Box. Return the Homework Calendar, attached writing pages, and printable math games (if using) on the Due Date above via student's GREEN DAILY FOLDER.</i>	Parent Signature
Monday Week of... 9/16/19	<input type="checkbox"/> 3-S Sort (Record Time) ____ min.: ____ sec. <input type="checkbox"/> Weekly Poem (Choral Read 2X; 5 min.) <input type="checkbox"/> Reading (20 min.) - Book Title: _____	_____
Tuesday	<input type="checkbox"/> 3-S Sort (Record Time) ____ min.: ____ sec. <input type="checkbox"/> Weekly Poem (Choral Read, Echo Read; 5 min.) <input type="checkbox"/> Lexia (20 min.) <i>Alt. Reading - Book Title:</i> _____	_____
Wednesday	<input type="checkbox"/> 3-S Sort (Record Time) ____ min.: ____ sec. <input type="checkbox"/> Weekly Poem (Choral Read, SeeSaw Read; 5 min.) <input type="checkbox"/> Reading (20 min.) - Book Title: _____	_____
Thursday	<input type="checkbox"/> 3-S Sort (Record Time) ____ min.: ____ sec. <i>Discard words when finished</i> <input type="checkbox"/> Weekly Poem (I Read, You Read; 5 min.) <input type="checkbox"/> iReady (20 min.) <i>Alt: Use 1 of the attached printed math games each week</i>	_____
Weekend	<input type="checkbox"/> Weekly Prep: Cut out new word cards, place them in the envelope. Glue the poem on the next blank page in your Homework Folder. <input type="checkbox"/> Play one of the Sight Word Games Provided quarterly <i>Finish iReady, Lexia, or Reading that you missed during the week and check it off.</i>	_____
Monday Week of... 9/23/19	<input type="checkbox"/> 3-S Sort (Record Time) ____ min.: ____ sec. <input type="checkbox"/> Weekly Poem (Choral Read 2X; 5 min.) <input type="checkbox"/> Reading (20 min.) - Book Title: _____	_____
Tuesday	<input type="checkbox"/> 3-S Sort (Record Time) ____ min.: ____ sec. <input type="checkbox"/> Weekly Poem (Choral Read, Echo Read; 5 min.) <input type="checkbox"/> Lexia (20 min.) <i>Alt. Reading - Book Title:</i> _____	_____
Wednesday	<input type="checkbox"/> 3-S Sort (Record Time) ____ min.: ____ sec. <input type="checkbox"/> Weekly Poem (Choral Read, SeeSaw Read; 5 min.) <input type="checkbox"/> Reading (20 min.) - Book Title: _____	_____
Thursday	<input type="checkbox"/> 3-S Sort (Record Time) ____ min.: ____ sec. <i>Discard words when finished</i> <input type="checkbox"/> Weekly Poem (I Read, You Read; 5 min.) <input type="checkbox"/> iReady (20 min.) <i>Alt: Use 1 of the attached printed math games each week</i>	_____
Weekend	Weekly Prep: Cut out new word cards, place them in the envelope. Glue the poem on the next blank page in your Homework Folder. <h2 style="text-align: center;">Do Weekend Prep as usual... turn Homework Log in on Friday.</h2>	



Back to school Roll and Color

Roll the dice and color a space with that value.


Numbers 1-6







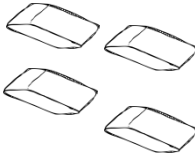











a game for 2 players Need: Dice, crayons or colored pencil

Each player uses a different colored pencil. Players take turns to roll the dice and color a space that has that value.

The first player to color a line of four squares is the winner.

The line can go across, down or diagonally.



	three			
			4+1	four
2+1		six		
five		5+1		3+1
	one	1+0		two
			1+1	



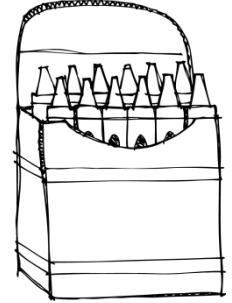
Back to school Roll and Color

Roll the 2 dice and add. Color a space with that value.

Numbers 2-12

a game for 2 players Need: 2 Dice, crayons or colored pencils

Each player uses a different colored pencil. Players take turns to roll the 2 dice, add the numbers together and color a space that has that value. The first player to color a line of four squares is the winner. The line can go across, down or diagonally.







	nine			six
seven		four		eight
			ten	
twelve		three		
five			eleven	

Back to School Add 1

a game for 2 players Need: Dice, crayons

Each player chooses a bus for the game. Players take turns to roll the dice, add 1 and color the total on their pathway, e.g. if a player rolls 4 they would color 5. The winner is the first player to color all of their path from the bus to school.




Fill the Notebook – Take 1


a game for 2 players Need: Dice, crayons

Each player chooses a notebook for the game. Players take turns to roll the dice, take away 1 from the number on the dice and color the answer on their notebook, e.g. if a player rolls 4 they would color 3. The winner is the first player to color all of the numbers on their notebook.

Game 1







Game 2



Make 10 – Fill the Backpack

a game for 2 players Need: Dice, crayons

Each player chooses a backpack for the game. Players take turns to roll the dice and work out how many more are needed to make 10, e.g. if a player rolls 4 they would need 6 more to make 10. The player then colors this number on their backpack. The winner is the first player to color all of the numbers on their backpack.




SIGHT WORD CHECKERS

Fry Words:



the		of		and		a	
the		of		and		a	
	are		they		for		as
	are		they		for		as
to		in		is		you	
to		in		is		you	
	with		his		I		that
	with		his		I		that
that		it		he		was	
that		it		he		was	
	and		they		of		his
	and		they		of		his
for		on		are		as	
for		on		are		as	
	you		with		was		the
	you		with		was		the






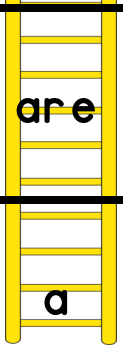

















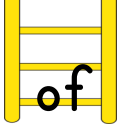

Chutes and Ladders

Fry's First 100 Words

Game Board 1

Words 1–20



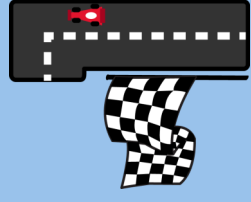
36 as 	37 with	38 his 	39 they	40 I 	END!
35 are 	34 on	33 for 	32 was 	31 he	30 it
24 a 	25 to	26 in 	27 is	28 you 	29 that 
23 and	22 of 	21 the	20 I	19 they 	18 his 
12 was 	13 for	14 on 	15 are	16 as 	17 with 
11 he 	10 it	9 that 	8 you	7 is 	6 in
START 	1 the	2 of 	3 and	4 a 	5 to

Materials Needed: 1 Die, Game Markers for 2-4 Players. **Directions:** Players take turns rolling a die. The player moves their marker that many spaces and reads the word they land on. If the word is read correctly, the player stays on that space. If the word is not read correctly, the player moves back to their previous space. The player climbs up if they land on a ladder and slides down if they land on a pole or hose. The first one to the end wins!



CONNECT 4 PHRASES

First 100: Phrases 1-20



I see <u>the</u>	two of <u>them</u>	you and <u>I</u>	a black <u>cat</u>	we like <u>to</u>
<u>in</u> the park	<u>is</u> that it	it's for <u>you</u>	<u>that</u> is mine	I got <u>it</u>
<u>he</u> ran fast	it <u>was</u> dark	ask <u>for</u> help	<u>on</u> the team	we <u>are</u> here
<u>as</u> fast as	go <u>with</u> her	<u>his</u> blue hat	here <u>they</u> are	<u>I</u> am going
here <u>they</u> are	we like <u>to</u>	it's for <u>you</u>	we <u>are</u> here	<u>is</u> that it

Materials Needed: Red and yellow counting chips (1 color for each player), 1 die. **Directions:** Roll a die to see who goes first. Players take turns choosing a phrase to read aloud. If the phrase is read correctly, the player places their counter on that phrase. If the phrase is not read correctly, the player loses the turn. The first player to have four markers in a row (across, up and down, or diagonally) wins!