
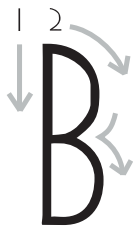


Handwriting Without Tears®



Big line
Big line
Little line



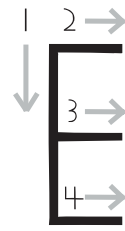
Big line
Little curve
Little curve



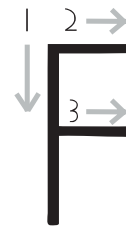
Big C curve



Big line
Big curve



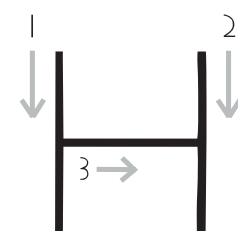
Big line
Little line
Little line
Little line



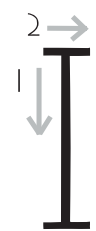
Big line
Little line
Little line



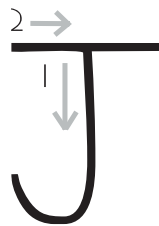
Big curve
Little line
Little line



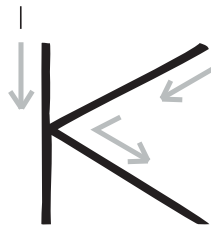
Big line
Big line
Little line



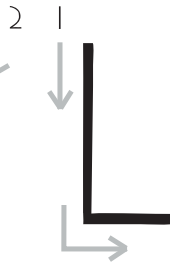
Big line
Little line
Little line



Big line
Turn
Little line



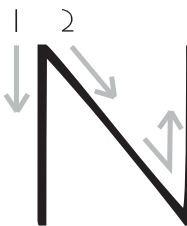
Big line
Little line
Little line



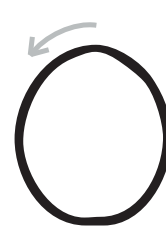
Big line
Little line



Big line
Big line
Big line
Big line



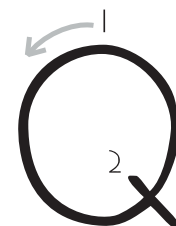
Big line
Big line
Big line



Big C curve
Keep going



Big line
Little curve



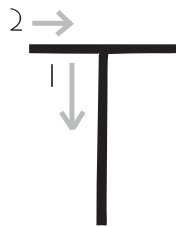
Big C curve
Keep going
Little line



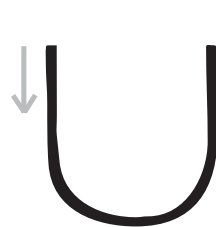
Big line
Little curve
Little line




Little curve
Turn
Little curve



Big line
Little line




Big line
Turn
Big line



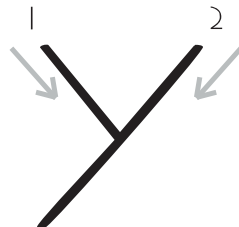
Big line
Big line




Big line
Big line
Big line
Big line



Big line
Big line



Little line
Big line



Little line
Big line
Little line

Handwriting Without Tears®



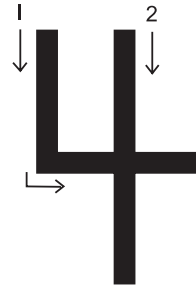
1 starts in the starting corner.
1 makes a big line down.
1 stops in the corner.



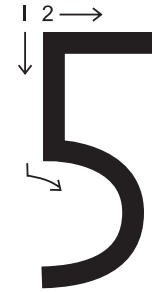
2 starts in the starting corner.
2 makes a big curve.
2 stops in the corner.
2 walks away on the bottom.




3 starts in the starting corner.
3 makes a little curve to the middle.
3 makes another little curve to the bottom corner.



4 starts in the starting corner.
4 makes a little line down to the middle.
4 walks across the dark night.
4 jumps to the top and says, "I did it." (big line down)



5 starts in the starting corner.
5 makes a little line down to the middle. It starts to rain.
5 makes a little curve around.
5 puts a little line on top to stop the rain.



6 starts in the starting corner.
6 is a baby bear.
6 goes down to curl up in the corner.
6 is hibernating.



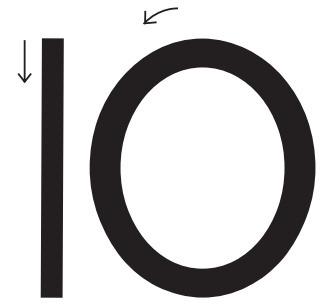
7 starts in the starting corner.
7 makes a little line across the top.
7 says, "I better slide down."



8 is different.
8 doesn't like corners.
8 starts at the top center.
8 begins with S and then says, "I want to go home."



9 is so special.
9 has its own corner.
9 makes a little curve.
9 goes up to the corner.
9 makes a big line down.



10 uses two places.
1 comes first.
0 is next.
0 starts at the top center.
10 is finished.



Handwriting Without Tears®

Magic c up like a bump back down bump

dive down swim up and over around bump

Magic c

Magic c up like a up higher back down bump

start hit the ball 2 run the bases 2 e 3 stop

At first, curve up. Then go straight down.

down cross

Magic c up like a bump back down turn

dive down swim up and over down

Dots for you!

dot

down

Dots for you!

dot

down turn

down bump the line kick! slide away

Start at the top! Go down.

down bump the line

start with n swim up and over m has two humps down

dive down swim up and over n has one hump down

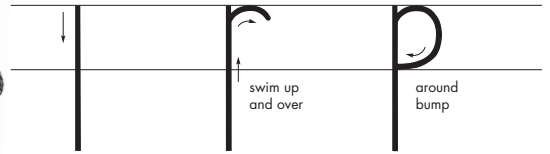
Handwriting Without Tears®



Magic c


keep on going

stop



swim up and over

around bump



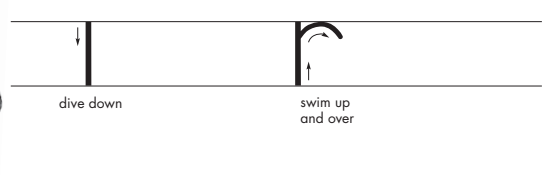
Magic c



up like a

back down

U turn

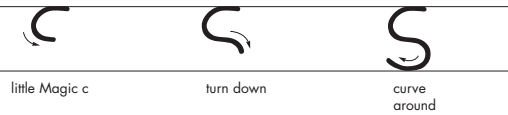


dive down

swim up and over



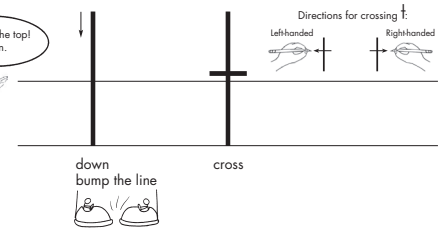
little Magic c



little Magic c

turn down

curve around



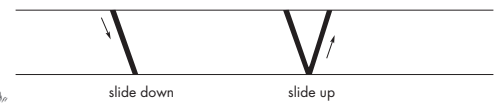
down bump the line

cross



down, travel, up

back down



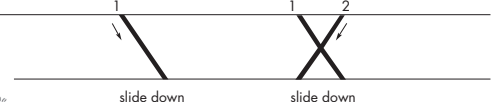
slide down

slide up



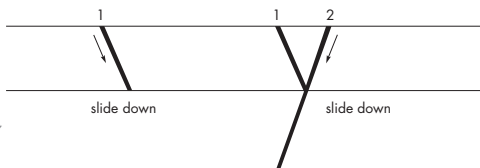
slide down and up

down and up



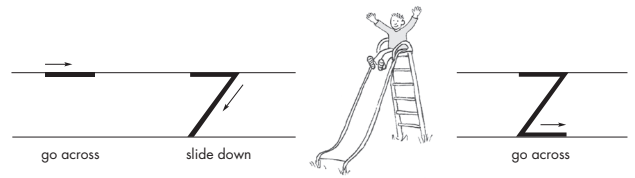
slide down

slide down



slide down

slide down



go across

slide down

go across